

## District Thinking Day Event

### Theme: Friendship

Note: This event was designed as a District wide Thinking Day event with activities appropriate for Sparks through Rangers but due to the generic “friendship” theme, it could be used as a bridging event at any time of year.

6:30 – 6:45	<p>Arrival / Check-in</p> <p>Gathering Activity – Roll out 2 sections of newsprint on the floor pre-labelled with short phrase/words related to friendship and Guiding (e.g. “Be a Friend”, “Sisterhood of Guiding”). Girls decorate the murals with images to show what each phrase means to them. Hang the murals on the wall as decorations for the rest of the evening.</p>
6:45 – 7:00	<p>Opening Ceremony</p> <ul style="list-style-type: none"> <li>• Each age level does their opening song/ceremony en masse.</li> <li>• Do Thinking Day action story OR Friendship Flame ceremony</li> </ul>
7:00 – 7:30	<p>Free-Flow Stations (5)</p> <p>Due to the wide range of ages and abilities, girls will be allowed to move freely between the following stations as time and interest allows. If a station is really crowded, they may have to do something else and come back.</p> <ol style="list-style-type: none"> <li>1.) Hat Craft #1 – Friendship Knot Tag</li> <li>2.) Hat Craft #2 – Paperclip Silly Faces</li> <li>3.) Penny/Coin Station – Spell out CWFF with wide masking tape on the floor with sticky side face up. Girls cover it with pennies/coins. Donate proceeds to CWFF.</li> <li>4.) Freeflow Scavenger Hunt / Bingo (This isn’t really a “station”. It’s just an activity that they can do freely in-between doing other things.)</li> <li>5.) Snack Station (optional)</li> </ol>
7:30 – 8:00	<p>Campfire with songs related to friendship</p> <ul style="list-style-type: none"> <li>• Make New Friends</li> <li>• It’s a Small World</li> <li>• Happiness Moves in a Circular Motion</li> <li>• Herman the Worm (Use at a bridging event and have Herman eat Sparks, Brownies, Guides, etc.)</li> <li>• The More We Get Together</li> <li>• Mmmm, I’d Like to Linger</li> <li>• Taps</li> </ul>

## Friendship Flame Ceremony

Adapted from source: [http://www.girlscouts-gsci.org/files/World\\_Thinking\\_Day\\_2012.pdf](http://www.girlscouts-gsci.org/files/World_Thinking_Day_2012.pdf)

Supplies: 5 candles (one each of brown, green, red, white, and yellow)

*Arrange the candles with the green color in the middle, the brown and red candles on either side. The white and yellow candles are in the outside positions.*

Guider: Girl Scouts and Girl Guides come from many lands, all with smiles and helping hands. Though they speak a different way, the law and promise they do obey.

First Girl: I light the brown candle in friendship for all the brown skinned Girl Scouts and Girl Guides in the world. Watch the flame closely please.

Second Girl: I light the red candle in friendship for all the red skinned Girl Scouts and Girl Guides in the world. Watch the flame closely please.

Third Girl: I light the white candle in friendship for all the white skinned Girl Scouts and Girl Guides in the world. Watch the flame closely please.

Fourth Girl: I light the yellow candle in friendship for all the yellow skinned Girl Scouts and Girl Guides in the world. Watch the flame closely please.

Guider: Have you noticed how the light from each candle is the same as the others, even though the outside covering is different in each one? The cultures of the nations around the world vary from one another but we all have the same basic needs. We all wish to be shown respect for who we are and to enjoy the friendship and love of others.

*(Light the green candle and extinguish the flame from the brown, red, yellow, and white candles.)*

Leader: The green candle represents the idea of international friendship and understanding. Let us strive each day to keep the flame alive in our own lives.

## Thinking Day Action Story

Adapted from source: [www.freewebs.com/lincolnsu/Thinking%20Day%20Activities.doc](http://www.freewebs.com/lincolnsu/Thinking%20Day%20Activities.doc)

Robert Baden-Powell	Bow. In a low voice, say "Scouting's for boys."
Agnes Baden-Powell	Curtsy and say "ta taa"
Olave Baden-Powell	Wave and say "World Chief Guide"
Boy Scouts	Salute and say "Be Prepared"
Girl Guides	Hands on hips and say "Girl Power!"

*Robert Baden-Powell* was a well-known soldier. When he came back from the wars in the early 1900s, he thought it would be a good idea to teach boys to be *Boy Scouts*. So, in 1907, he ran an experimental camp at Brownsea Island for all sorts of boys. He wrote out lots of ideas of scouting for different youth clubs to use. The ideas were such fun that lots of boys who weren't in clubs wanted to be *Boy Scouts* and started practicing and making their own patrols.

There was a big rally at the Crystal Palace in England in 1909. More than 11,000 *Boy Scouts* turned up. *Robert Baden-Powell* was surprised and pleased. After the *Boy Scouts*, came a group of girls in khaki skirts and shirts with whistles and *Boy Scout* hats and belts. He asked, "Who are you?" They answered, "We are the *Girl Scouts*." *Robert Baden-Powell* said, "There aren't any *Girl Scouts*." To which the girls promptly replied, "Yes there are because we are them!".

So, *Robert Baden-Powell* talked and planned with his sister, *Agnes Baden-Powell* and they decided to start a movement for girls called *Girl Guides*. In 1910, the *Girl Guides* began. *Agnes Baden-Powell* was very keen and worked very hard with *Girl Guides*. The King of England asked *Robert Baden-Powell* to give up his other work and just organize the *Boy Scouts*.

Two years later, he married and his wife was *Olave Baden-Powell*. She didn't know much about *Girl Guides*, but helped *Agnes Baden-Powell* and soon became very enthusiastic. She later became the Chief Guide of the World.

*Robert Baden-Powell* was later made a Lord because of his great work for young people. When the *Girl Guides* decided to have a special day each year to remember all the *Girl Guides* and all the *Girl Scouts* in the world, they chose February 22nd, which was the birthday of both *Robert Baden-Powell* and *Olave Baden-Powell* and they called it *Thinking Day*.

So, now you know that *Boy Scouts* began in 1907. *Girl Guides* started in 1910. *Robert Baden-Powell* and his sister *Agnes Baden-Powell* and his wife *Olave Baden-Powell* were the founders of the movement and we all think of each other on *Thinking Day*.

## Hat Craft: Friendship Knot Tag

Source: [http://www.makingfriends.com/scouts/swap\\_friendship\\_knot.htm](http://www.makingfriends.com/scouts/swap_friendship_knot.htm)

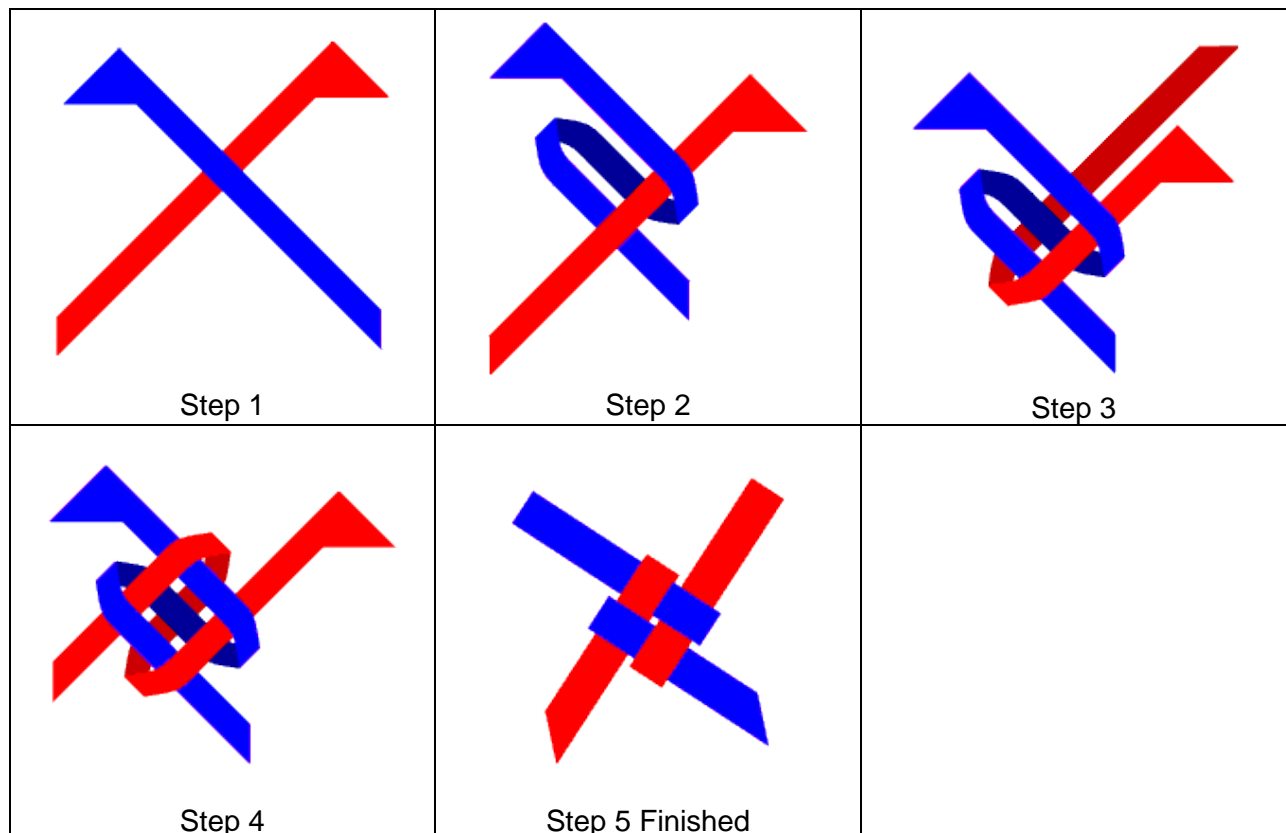
### Supplies Needed:

- Large swap tags (available from Staples)
- Flat cord in two different colours, cut into 5" lengths
- Tacky glue or Low temperature glue gun
- Safety pin
- Scissors
- Fine point marker



### Instructions:

- 1.) Write friendship message on one side of tag. (e.g. "Guiding Friends", "One is Silver, the Other's Gold", "Friends are Fun", "Thinking Day")
- 2.) Can personalize with your name, unit number, city, date, etc. as you like.
- 3.) Make friendship knot according to diagrams below.
- 4.) Trim ends and glue knot onto tag.




**Variation:** Make the same craft but use the celtic heart knot instead. (Good for older girls.)

## Celtic Heart Knot



The Celtic Heart Knot is the woven realization of a design I saw etched into the ring of a friend. Stunningly simple, yet at the same time perfectly evocative of a heart, the knot looks amazing as a center piece to a necklace or bracelet.


**Knot Components:** Overhand Knot + Panel Knot



1. Make a counter-clockwise loop.



2. Insert the running end through the back of the loop.



3. Bight the running end back alongside itself, creating a second loop.



4. Weave the running end over and under the bottom edge of the second loop,...



5. ...then over, under, and over the ropes above it at a diagonal.



6. Carefully adjust the knot until firm.

## Hat Craft: Silly Paperclip Faces

Source: [http://www.makingfriends.com/scouts/swap\\_paperclip.htm](http://www.makingfriends.com/scouts/swap_paperclip.htm)

### Supplies Needed:

- Large coloured paperclips
- Embroidery floss and/or yarn (6' per person)
- Pipe cleaner
- Safety pin
- Googly eyes
- Tacky glue
- Scissors



### Instructions:

- 1.) Cut 12 pieces of yarn into 6" long pieces.
- 2.) Fold yarn pieces in half and half-hitch them to the end of the paper clip by . Diagram at the right shows how a piece of yarn looks half-hitched onto a ring.
- 3.) Style the yarn "hair". You can make pony tails with bows, unravel the yarn for curls, trim short or leave it long. Experiment with different styles.
- 4.) Glue on googly eyes.
- 5.) Add a pin and a tag for swapping.



## Friendship Scavenger Hunt for Sparks



Girl Guides of Canada Guides du Canada

Born in another country	From a different Spark unit	Is wearing ear rings	A Pathfinder
Can play an instrument	A Guide	Can speak more than one language	From a different school
A Ranger	Went to the beach last summer	A Brownie leader	Has a pet
Has been on an air plane	Is an only child	Has been to Disneyland or DisneyWorld	Likes broccoli

Have someone in the room sign inside one box that applies to them. You may only have one signature per person.

## Friendship Scavenger Hunt for Brownies



Born in another country	Likes broccoli	From a different Brownie unit	Is wearing ear rings	A Pathfinder
Can play an instrument	Favourite subject is math	Born in the same month as you	Can speak more than one language	Walks to school
A Ranger	Takes dance lessons	FREE	A Guide leader	Has a pet
Has been on an air plane	Has always lived in the same house	Is an only child	Lived in more than one city	Favourite colour is purple

Have someone in the room sign inside one box that applies to them. You may only have one signature per person.



## Friendship Scavenger Hunt for Guides, Pathfinders & Rangers



Girl Guides of Canada Guides du Canada

Born in another country	Likes broccoli	From a different unit than yours	Is wearing ear rings	Does yoga
Can play an instrument	Favourite subject is math	Born in the same month as you	Can speak more than one language	Earned the Lady Baden-Powell Challenge Pin
Favourite colour is green	Has watched every Twilight movie	FREE	Favourite season is winter	Has been to Hawaii
A Ranger	Takes dance lessons	Prefers Pepsi to Coke	A Spark leader	Has a pet
Has picked apples off a tree	Has always lived in the same house	Is an only child	Lived in more than one city	Has more than 2 sisters

Have someone in the room sign inside one box that applies to them. You may only have one signature per person.