

Extension Guides

Guiding has for decades welcomed girls who for reasons of their personal circumstance cannot attend regular meetings and qualify for regular badges. These girls may be institutionalized, or have any of a number of physical/mental challenges.

The Extension Branch started in England in 1923 and in Canada as early as 1925, to offer Guiding to girls with such challenges. Within the Extension Branch girls who were confined to their own homes by illness and received the Guide program by mail were called Extension Lones until 1925 and then called Post Guides.

NOTE: Since at least 1914 in England and somewhat later in Canada, **able** girls who are not attached to a local unit, usually because they live too far from the meeting place, have been referred to as Lone Guides (Lones) and qualify for regular badges in the usual way. Lones were not considered part of the Extension Guide branch.

In the past (from 1925-1945) special badges, with specially adapted requirements, were available for Extension Guides who could not meet the regular badge standards. After 1945 the special badges were discontinued, and girls with special needs could earn a regular badge, provided that they met the alternative tests as approved by the Extension Branch (and its successors). More recently the practice has been to award a regular badge to any girl who has given her best effort to meet the requirements.

Extension badges are very difficult to find now. There are several reasons why this is the case. One is that there were probably a limited number awarded in the first place. Also girls who earned Extension badges in institutions often were required to surrender them to the Extension unit when they left, and finally, none have been awarded since 1950 at the latest.

The 1927 POR states “Any badge in which an alternative has been given shall be marked with a mauve circle...”. However, there are also Extension badges with the design in medium blue. The date of the changeover appears to be about 1936.

Girls in Extension companies were encouraged to earn regular badges whenever their limitations permitted.

The following badges were designated specifically for Extension Guides.

Contents

Advanced Knitter – Extension Guides	3
Ambulance – Extension Guides	3
Blue Cord (Extensions)	3
Braille – Extension Guides	3
Brushmaker – Extension Guides	4
Collector – Extension Guides	4
Enrolment Pin – Extension Guides	4
First Class (Mauve) – Extension Guides	5
Gardener – Extension Guides	6
Handicraft – Extension Guides	6
Hostess – Extension Guides	7
Language – Extension Guides (For the deaf)	7
Mauve Cord (Extensions)	7
Netter – Extension Guides	8
Nurse Cavell badge	8
Observer – Extension Guides	8
Potter – Extension Guides	8
Sick Nurse – Extension Guides	9
Sportswoman – Extension Guides	9
Thrift – Extension Guides	9
Trade – Extension Guides	9
Weaver – Extension Guides see Handicraft – Extension Guides	9
Appendix 1 - Revisions	10

Advanced Knitter – Extension Guides

1. E1001
2. *The Extension Branch of the Girl Guide Movement* (British, c1925)
3. 1925-1929
4. Round; navy; felt or cotton: ball of wool, with letter "E" on it, in unknown (mauve?) colour stitching.

No Image Available

Ambulance – Extension Guides

1. E1050
2. *POR* (British, 1927), page 115
3. 1927-1937
4. Round; navy; felt or cotton: cross in red stitching; encircling ring, in mauve stitching



1. E1002
2. *POR* 1938
3. 1938-1943
4. Round; navy; felt or cotton: cross in red stitching; words "Girl Guides" in encircling ring, in medium blue stitching



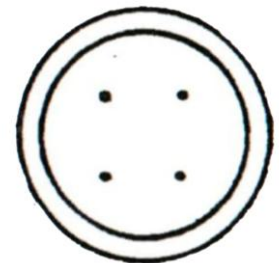
Blue Cord (Extensions)

1. E1003
2. *POR* (British, 1935)
3. 1935-1945
4. Cord, three ply; cotton or nylon; royal blue with royal blue tassels. Approx. 126 cm (50 in) long.

No Image Available

Braille – Extension Guides

1. E1004
2. *The Extension Branch of the Girl Guide Movement* (British, c1925)
3. 1925-1929
4. Round; navy; felt or cotton: four Braille dots, in unknown colour (mauve?) stitching. Same design used later for regular Guide badge. See **Friend to the Blind** in Book 4 - Guides

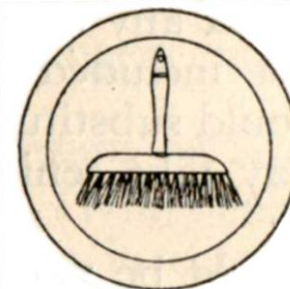


Legend: See introduction

- | | | | | | |
|---------------------|-----------------------|-----------------|----------------|----------------|--------------------|
| 1. Catalogue number | 2. Earliest reference | 3. Dates in use | 4. Description | 5. Former name | 6. Subsequent name |
|---------------------|-----------------------|-----------------|----------------|----------------|--------------------|

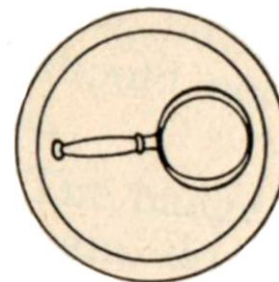
Brushmaker – Extension Guides

1. E1005
2. *The Girl Guides' Gazette*, (September 1925)
3. 1927-1936?
4. Round; navy; felt or cotton: brush, in unknown colour (mauve?) stitching



Collector – Extension Guides

1. E1006
2. *The Extension Branch of the Girl Guide Movement* (British, c1925)
3. 1925-1935
4. Round; navy; felt or cotton: magnifying glass, in unknown colour (mauve?) stitching.



1. E1007
3. 1935-
4. Round; navy; felt or cotton: magnifying glass and words “Girl Guides” in encircling ring, in medium blue stitching



Enrolment Pin – Extension Guides

1. E1008
2. *Headquarters Stores Price List, Catalogue #3, 1932-1933*
3. 1932?-1945?
4. Pin; enameled metal: Trefoil pin in purple enamel with “C: in top leaf and “G” in each bottom leaf, text “Be Prepared” in scroll in bottom.



Legend: See introduction

1. Catalogue number 2. Earliest reference 3. Dates in use 4. Description 5. Former name 6. Subsequent name

First Class (Mauve) – Extension Guides

- 1. E1009
- 2. *POR* (British, 1929)
- 3. 1925-1927?
- 4. Oval; tan; felt: ribbon of courage as border tying into a reef knot at bottom, in blue stitching; Trefoil in centre and text “GIRL GUIDES”, in green stitching. Note: This was the regular First Class badge, with an “E” on it to indicate the program modification.

No
Image
Available

- 1. E1010
- 3. 1927?-1935
- 4. Oval; tan; felt: ribbon of courage as border tying into a reef knot at bottom, in mauve stitching; words “BE PREPARED”, in yellow stitching on mauve border.




- 1. E1011
- 3. 1936-1966
- 4. Oval; navy; felt: ribbon of courage as border tying into a reef knot at bottom, in blue stitching; words “BE PREPARED”, in yellow stitching on blue border; trefoil in centre and words “GIRL GUIDES”, in green stitching. Note: This was the same as the Guide Blue First Class badge. [See Book 4 - Guides]



Legend: See introduction					
1. Catalogue number	2. Earliest reference	3. Dates in use	4. Description	5. Former name	6. Subsequent name

Gardener – Extension Guides


1. E1012
2. *The Girl Guides' Gazette*, (September 1925)
3. 1927-1935
4. Round; navy; felt: flowering anemone in unknown colour (mauve?) stitching



1. E1013
3. 1935-1950?
4. Round; navy; felt or cotton: flowering anemone and words "GIRL GUIDES" in encircling ring, in medium blue stitching

**Handicraft – Extension Guides**

1. E1014
2. *The Extension Branch of the Girl Guide Movement* (British, c1925)
3. 1925-1927
4. Round; navy; felt or cotton: spider web in unknown colour stitching.
5. Weaver (1925-1927)



1. E1015
2. *POR* (British, 1927)
3. 1927-1935
4. Round; navy; felt or cotton: spider web, in mauve stitching.



1. E1016
3. 1935-1950?
4. Round; navy; felt or cotton: spider web and text "Girl Guides" in encircling ring, in medium blue stitching



Legend: See introduction

1. Catalogue number 2. Earliest reference 3. Dates in use 4. Description 5. Former name 6. Subsequent name

Netter – Extension Guides

1. E1022
2. *The Girl Guides' Gazette*, (September 1925)
3. 1927-1936
4. Round; navy; felt or cotton: crossed shuttles with small ball of cord, in unknown colour (mauve?) stitching



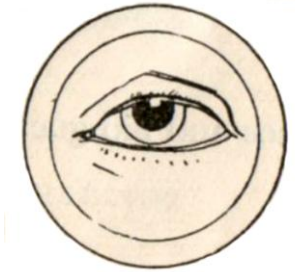
Nurse Cavell badge

1. E1023
2. *POR* (British 1919)
3. 1919-1925
4. Gilt pin; gold Trefoil inside large letter "C". Note: From July 1922 only for Extension Guides.
6. Replaced in 1926 by Badge of Fortitude.



Observer – Extension Guides

1. E1024
2. *POR* (British, 1926)
3. 1926-1936
4. Round; navy; felt or cotton: eye, in unknown colour (mauve?) stitching




1. E1025
3. 1936-1950?
4. Round; navy; felt or cotton: eye and text "GIRL GUIDES" in encircling ring, in medium blue stitching



Potter – Extension Guides

1. E1026
2. *The Girl Guides' Gazette*, (September 1925)
3. 1927-1936?
4. Round; navy; felt or cotton: moulded pot in unknown colour (mauve?) stitching



Legend: See introduction

1. Catalogue number 2. Earliest reference 3. Dates in use 4. Description 5. Former name 6. Subsequent name

Sick Nurse – Extension Guides

1. E1027
2. *POR* (British 1937)
3. 1937-1950?
4. Round; navy; felt or cotton: cross in white stitching; text “GIRL GUIDES” in encircling ring, in medium blue stitching.

**Sportswoman – Extension Guides**

1. E1028
2. *POR* (1939)
3. 1939-1950?
4. Round; navy; felt or cotton: basketball in medium blue and white stitching; text “GIRL GUIDES” in encircling ring, in medium blue stitching.

**Thrift – Extension Guides**

1. E1029
2. *The Extension Branch of the Girl Guide Movement* (British, c1925)
3. 1925-1935
4. Round; navy; felt or cotton; bee, in unknown colour (mauve?) stitching



1. E1030
3. 1935-1950?
4. Round; navy; felt or cotton: bee and text “GIRL GUIDES” in encircling ring, in medium blue stitching.

**Trade – Extension Guides**

1. E1031
2. *POR* (British 1931)
3. 1931-1935?
4. Round; red; felt or cotton: mauve cross and encircling ring with Trefoil in top section, “E” in left section, “T” in right section and “B” in lower section all in mauve.

**Weaver – Extension Guides see Handicraft – Extension Guides**

Legend: See introduction

1. Catalogue number 2. Earliest reference 3. Dates in use 4. Description 5. Former name 6. Subsequent name

Appendix 1 - RevisionsText**Ambulance****E1050*****New July 2012**

* New badges inserted after the initial publication will be numbered from E1050.

Legend: See introduction

1. Catalogue number 2. Earliest reference 3. Dates in use 4. Description 5. Former name 6. Subsequent name