



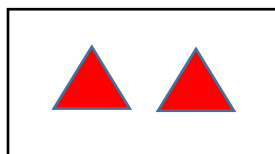
## Night Eyes Game Instructions

This is a game played in the dark in teams of 3-4 girls.

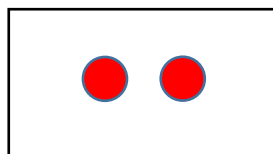
1. Beforehand: Find a large image for each team. Images can be from an old calendar, magazine or printed from the internet.
2. Each team will have a different image.
3. Glue the image to a piece of stiff boxboard such as a cereal box or frozen pizza box.
4. Cut out the image into 6 smaller rectangle pieces for younger girls or 8 pieces for older girls.
5. The "eyes" are cut out of reflective tape which can be purchased at hardware stores. Buying two colours is advisable.
6. Cut out a different set of eyes for each large image. Each team will be hunting for a different set of eyes.
7. Place each card into a small Ziploc bag and place these around outside your meeting location. They can be taped to trees, benches etc.

Gameplay:

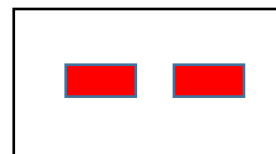
During the game, girls hunt out their "night eyes" using a flashlight. The goal is to find all of their team cards and assemble the picture.



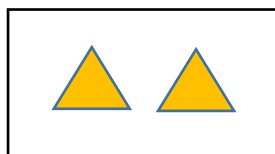
Group 1



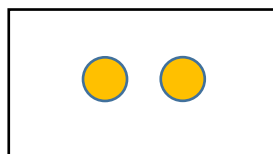
Group 2



Group 3



Group 4



Group 5



Group 6