

**Gathering Activity:**


Have the girls in their circle groups come up with a list of all the different ways animals move. Tell them they will show 2 of them in brownie ring.

**Opening**

After your regular opening have each circle group show their 2 ways animals move. Then the other brownies can guess what animals they are.

**Animals in all Directions**

From ...dragon.sleepdeprived.ca



You need to print a picture of an animal for each girl. Also you will need a large "N", "E", "W" and "S". Place the compass directions on the walls and then give each girl her animal.

The leader calls out directions for the animals to be placed, e.g., "Will the lion please sit at northeast?" Continue until all the animals are in place. Then you can ask the players to suggest movements.

"Paddington, where are you and where would you like to go?" The player with Paddington might say, "I'm down south and I would like to go northwest." Since only North is marked, the players have to figure out the relative positions of the other seven points.

**Marshmallow Sculptures**

Give the girls toothpicks and small and large marshmallows. Ask them to create sculpture of animals they might find in a zoo. You will soon see giraffes, elephants, birds and lions!

**How amphibians drink**

**You need:** a couple of bowls, sponges, water, food coloring




**Purpose:** To show the girls that amphibians drink through their skin and they take in the toxins and bad things in their environment.

Simply place some water in the first bowl. Tell the girls the sponge is the frog's skin. Now place the sponge in the bowl and see how the frog soaked up the water to drink. Then in the second bowl place some water with some food coloring which we will call pollution. Now take another sponge and soak up the water showing how all that pollution is now in the frog.

**Animal Cracker Magnets**

Use plain regular animal crackers. Have the girls color them with markers. Then use clear nail polish and paint over them and let dry. Then add a small magnet to the back with a glue gun.

**Songs:****There Was a Crocodile***(actions in brackets)*There was a crocodile *(chomping motion with arms)*An orangutan *(monkey action)*A foxy snake *(slithery snake motion with hand)*And an eagle flying *(flap arms)*A rabbit *(make rabbit ears)*A beaver *(make beaver teeth)*A crazy elephant! *(make elephant trunk with one arm swinging)*Da na na na na, da na na na na! *(swinging dancing action, snapping fingers)*

Repeat the song a number of times, taking out an animal each time till all you're left with are the actions!

**From:** [http://dragon.sleepdeprived.ca/songbook/songs3/S3\\_57.htm](http://dragon.sleepdeprived.ca/songbook/songs3/S3_57.htm)

**Squirrel song-** found in Sing a song for Sparks and Brownies

**Keeper in the Zoo (sung to Farmer in the dell)**

The keeper in the zoo,

the keeper in the zoo,

Heigh-ho! The derry-o!

The keeper in the zoo.


The keeper feeds the (bears).

The keeper feeds the (bears).

Heigh-ho. The derry-o!

The keeper feeds the (bears).

continue with monkeys, 'gators, birds, etc.

**Closing:**