

# The Saskatchewan



# Challenge

# The Saskatchewan Challenge







## Wake Up Your Senses in Saskatchewan

We love where we are from. Everyone does. Girl Guides of Canada-Guides du Canada – Saskatchewan Council would like to share a little of our home with you. This challenge will teach you things about Saskatchewan that not everyone may know, including those who live here. It is open to everyone to work on individually or as a Unit.

Some of the questions have resources in this packet while others have websites that will help you out. Still others may require the use of other books such as an atlas, encyclopedias, or guide books. Use whatever resources are available to you, but be sure you *do your best* on each question!

Through this challenge you will learn:

-  **History, Guiding and Pop Culture (Heart of the Prairies)**
-  **Arts and Active Living (Guiding Along in Saskatchewan)**
-  **Camping (Wake Up Your Senses in Saskatchewan)**
-  **Environment (Land of the Living Skies)**

Each of these sections corresponds to a crest (in parentheses above). Earn as many as you like, but if you earn them all, put them together to build a very important shape.

Crests are available individually or by set from GGC – Saskatchewan Provincial Office:

200 - 1530 Broadway Ave

Regina SK

S4P 1E2

Phone: 306-757-4102 Toll-free: 1-877-694-0383

E-mail: [gguides@sasktel.net](mailto:gguides@sasktel.net)

**The difficulty can be determined by the following:**

● **Suitable for Sparks (and older)**

To earn a crest, Sparks must complete all ♥ plus 1 challenge from each section

● **Suitable for Brownies (and older)**

To earn a crest, Brownies must complete all ♥ plus 2 challenges from each section

● **Suitable for Guides (and older)**

To earn a crest, Guides must complete all ♥ plus 3 challenges from each section

● **Suitable for Pathfinders and Rangers**

To earn a crest, Pathfinders/Rangers must complete all ♥ plus 4 challenges from each section

● **Guiders working on your own (without a Unit) must complete all ♥ plus 4 challenges from each section, plus an evaluation of the challenge. Just e-mail and let us know what you think!**

Wake Up Your Senses in Saskatchewan has three sections: People and Places; Flora and Fauna; Activities.

## Saskatchewan Challenge – Wake Up Your Senses in Saskatchewan Questions


### People and Places

- ♥ What are the names of Saskatchewan's two provincial Girl Guides of Canada camps and where are the camps located?
  
- 1. ☺ When did the two camps open?
- 2. ☺ Which important Guiding Member has visited one of these camps?
- 3. ☺ Who was Grey Owl?  
<http://www.collectionscanada.ca/2/6/h6-230-e.html>
- 4. ☺ Where is Grey Owl's Cabin located?  
[http://www.virtualsk.com/current\\_issue/grey\\_owl.html](http://www.virtualsk.com/current_issue/grey_owl.html)
- 5. ☺ Name the original First Nations of Saskatchewan.
- 6. ☹ What do the poles of a teepee represent?
- 7. ☺ What are the meanings of the Métis sash colours?
- 8. ☺ Who was the earliest explorer to come to Saskatchewan?
- 9. ☺ What is a winter camp structure (that is not an igloo) called?
- 10. ☺ What are the two National Parks located in Saskatchewan?

### Flora and Fauna


- 1. ☹ What is the bird located on one of the GGC – Saskatchewan council camp's logos?
- 2. ☺ Visit the following website to listen and learn about three Saskatchewan residents you knew little (or nothing) about (or use your library).  
<http://www.cmste.uregina.ca/editable/FloraFauna/SaskFandF.html>
- 3. ☺ What is the prominent tree that grows in Cypress Hills campgrounds?
- 4. ☺ Find at least two other names for the Western Red Lily. Using your choice of media (power point, cartoon, storybook, video, etc.), develop a piece for the preservation and protection of this wildflower.
- 5. ☺ Name Saskatchewan's official animal and bird.
- 6. ☺ Name Saskatchewan's official flower and tree.  
<http://www3.sympatico.ca/goweezer/canada/embSASK.htm>  
<http://www.saskschools.ca/~gregory/canada/emblems/sk.html>

7. ● Colour one of the pictures below.




# Sharp-Tailed Grouse

- The sharp-tailed grouse is a medium sized, chicken like bird.
- It is a popular game bird.
- It has a very speckled look which helps it hide from predators.
- made the provincial bird of Saskatchewan on June 29, 1988.



# Western Red Lily

- the *Western Red Lily* or *Prairie Lily* blooms in semi wooded areas.
- it is rare and is therefore a protected flower.
- made the provincial flower of Saskatchewan on April 8, 1941.



White-tailed Deer

Male white-tailed deer are called bucks. Bucks grow antlers each spring.

<http://sofia.usgs.gov/>

### Activities

#### ♥ Nature Scavenger hunt

Make a scavenger hunt for nature. Sparks can look for specific colours; Brownies might want to see how many animals (and insects) they can find; Guides could be challenged to identify animals and flowers; Pathfinders/Rangers might want to track an animal; or create a litter trail and pick up what doesn't belong in nature. Just remember to leave no trace of your activity and leave nature behind for others to see, too.

♥ **Hold “mug up” and make banana boats, S’mores or bush pies.**

**Banana Boats**

1 Banana (in peel)

Mini marshmallows

Chocolate chips

Peel banana down one side and cut a wedge into it or slice banana lengthwise, taking care not to cut through bottom peel. Place marshmallows and chocolate chips into the wedge, cover with peel, and wrap in aluminum foil. Put into hot coals or over low fire for about 5 minutes (or place in hot oven for 10 mins). If you do not have marshmallows or chocolate chips substitute with raisins, coconut, caramels, etc.

**S’mores**

2 graham crackers

1 marshmallow

1 tsp. miniature chocolate chips or 1 square of chocolate bar

Place chocolate on one of the graham crackers. Roast marshmallow over campfire and set on top of chocolate. Cover this with the other graham cracker. Or build and place in microwave for 15 seconds. Tip: if a paper plate or towel is under this the child will be less likely to make a mess or get burned when they take the S’more from the microwave.

**Bush Pies**

2 slices bread

Cheese and ham *or* pie filling *or* pizza sauce and toppings

Butter or margarine

Prepare a sandwich by buttering the *outside* of the bread and placing filling inside. Place into the bush pie maker. Toast over fire until golden brown.

1. 🍁 **Fox and goose in snow shoes**

In the snow, walk out a huge wheel with six to eight spokes through it (like a pie with slices). Continue to walk it out until the snow is packed under your feet. One girl is identified as the fox and the rest are geese. The fox must try to catch as many geese as she can, but everyone must stay on the path of the packed snow.

(Younger girls will want to try this without snowshoes until the game is clear.)

2. 🍁 **Make a memory game of Saskatchewan symbols.**

Create a memory game by printing out a variety of Saskatchewan symbols (Western Red Lily, wheat, native wildflowers, coat of arms, flag, native animals). Print two copies of each picture, place them face down and take turns flipping them over to make matches.

3. 🍁 **Kick Ball**

Play a game of kickball. (It’s the same as baseball, but a large, light ball is used and rolled to the “batter”.)

4. 🍁 **Using shrink art, craft foam, beads or construction paper create your own Western Red Lily.**

5. 🍁 **Meals**

Using a box oven, tin can, garbage can or Dutch oven, make a meal.

6. 🍁 **Make a Provincial symbol with only natural items.**

## 7. 😞 Oh Deer!

Divide the girls into two groups, the Deer and the Necessities of Life (water, food and shelter). There should be about twice as many Necessities as there are Deer.

Have the girls face away from each other, with their backs turned to each other. Each Necessity then decides if she wishes to be food, water or shelter. If a girl is food, she puts her hands on her belly. If a girl is water, she places her hands on her mouth. If a girl is shelter, she puts her hands on her head. The Deer, while facing away from the Necessities also does the matching action for what she has decided she needs this turn.

The girls turn toward each other and find a match for themselves. If a Deer can find a match, the Necessity becomes a Deer. If a Deer cannot find a match, she dies and becomes a Necessity.

The new groups return to the proper side and repeat the above, changing their action, if they wish.

Do this enough times that a pattern emerges. The system should stabilize.

Discuss what has happened and the balance of nature. Take some time here.

Some of our girls were upset because they kept dying. Explain that this is the way nature works.

(from Project WILD, Council for Environmental Education, [www.projectwild.org](http://www.projectwild.org))

## 8. 😊 Wheat weaving

Learn more about the craft and try your own creation

<http://www.wheatweaving.com/projects.html>

<http://www.dogstar.org/ties/wheat>

## 9. 😊 Tie dying

Using natural items, tie dye something for yourself. Some items that work well are beets, turmeric, berries, coffee, and cumin.

<http://www.textilelinks.com/dye/natinfo.html>

<http://www.joyofhandspinning.com/natural-dyes.shtml>



# Saskatchewan Challenge – Wake Up Your Senses in Saskatchewan

## Answers

### People and Places

- ♥ **What are the names of Saskatchewan's two provincial Girl Guides of Canada camps and where are the camps located?**

Can-ta-ka-ye is on the shores of Lake Diefenbaker in southern Saskatchewan and Heritage is at Heritage Lake, east of Candle Lake, in northern Saskatchewan.

1. ☺ **When did the two camps open?**

Can-ta-ka-ye was opened in 1969; Heritage in 1960. (Heritage was originally Little Sandy. The first Girl Guide camp was held there in 1967 and the name was changed to Heritage.)

<http://www.questar.sasktelwebsite.net/>

\*Thank you to Marg Stewart, Deputy Provincial Commissioner; and Brenda Lee, Taiga Area Program Adviser, and Mavis Willis, Taiga Area International Adviser, for the corrections and additional information.

2. ☺ **Which important Guiding Member has visited one of these camps?**

The World Chief Guide, Lady Baden-Powell, attended the opening of Can-ta-ka-ye.

3. ☺ **Who was Grey Owl?**

Grey Owl was originally Archibald Stansfeld Belaney.

4. ☺ **Where is Grey Owl's Cabin located?**

His cabin is located by Lake Ajawaan in Prince Albert National Park.

5. ☺ **Name the original First Nations of Saskatchewan.**

The first Native tribes known to Saskatchewan are the Blackfoot, Chipewyan, Sioux, Assiniboine, Gros Ventre, Sarcee, Cree, Saulteaux, Shoshoni, and Nez Perce.

6. ☺ **What do the poles of a teepee represent?**

The 15 poles represent obedience, respect, humility, happiness, love, faith, kinship, cleanliness, thankfulness, sharing, strength, good child rearing, hope, ultimate protection and control flaps.

7. ☺ **What are the meanings of the Métis sash colours?**

Red - is for the blood of the Métis that was shed through the years while fighting for our rights.

Blue - is for the depth of our spirits.

Green - is for the fertility of a great nation.

White - is for our connection to the earth and our creator.

Yellow - is for the prospect for prosperity.

Black - is for the dark period of the suppression and dispossession of Métis land.

<http://www.metiscommission.com/history.htm>

8. ☺ **Who was the earliest explorer to come to Saskatchewan?**

Henry Kelsey came to Saskatchewan in 1690.

9. ☺ **What is a winter camp structure (that is not an igloo) called?**

It's a quinzhee!

10. ☺ **What are the two National Parks located in Saskatchewan?**

The two National Parks are Prince Albert National Park and Grasslands National Park.

### Flora and Fauna

1. ☺ **What is the bird located on one of the GGC – Saskatchewan council camp's logos?**

There is a loon on Heritage's crest.

2. ☺ **Visit the following website to listen and learn about three Saskatchewan residents you knew little (or nothing) about (or use your library).**

3. ☺ **What is the prominent tree that grows in Cypress Hills campgrounds?**

The most prominent tree in the area is the lodgepole pine, which was mistaken for cypress trees, giving the area its name.

4. 😊 **Find at least two other names for the Western Red Lily. Using your choice of media (power point, cartoon, storybook, video, etc.), develop a piece for the preservation and protection of this wildflower.**

It is also known as the Prairie Lily, the Tiger Lily, the Wood Lily, the Saskatchewan Lily, the Philadelphia Lily, the Fire Lily, and is scientifically *Lilium philadelphicum*.

5. 😊 **Name Saskatchewan's official animal and bird.**  
They are the white-tailed deer and the sharp-tailed grouse.
6. 😊 **Name Saskatchewan's official flower and tree.**  
They are the Western Red Lily and the White Birch.
7. 😊 **Colour one of the pictures below.**

### Activities

- ♥ **Nature Scavenger hunt**
  - ♥ **Hold "mug up" and make banana boats, s'mores or bush pies.**
1. 😊 **Fox and goose in snow shoes**
  2. 😊 **Make a memory game of Saskatchewan symbols.**
  3. 😊 **Kick Ball**
  4. 😊 **Using shrink art, craft foam, beads or construction paper create your own Western Red Lily.**
  5. 😊 **Meals**
  6. 😊 **Make a Provincial symbol with only natural items.**
  7. 😊 **Oh Deer!**
  8. 😊 **Wheat weaving**
  9. 😊 **Tie dying**