

Girl Guides International Badge – Pathfinder Instant Meeting

November 2015 Saskatchewan Program Committee Instant Meeting

WAGGGS stands for the World Association of Girl Guides and Girl Scouts. There are over 145 countries that belong to WAGGGS, including Canada. This meeting will introduce the girls to five other member countries as well as a brief introduction to the World Centres. These activities will complete three out of four activities for the Girl Guides International Badge.

Program Connections:

A World to Discover - Girl Guides International Badge

Meeting Plan

120 minute meeting. Approximate activity times shown. Be flexible!

10 min: Gathering Activity

25 min: Pathfinder Opening

50 min: WAGGGS and CWFF

30 min: World Centre Relay Race

5 min: Pathfinder Closing

Meeting Supplies

- Attachments
 - Kenya Fact sheet (Africa Region)
 - Libya (Arab Region)
 - Australia (Asia Pacific Region)
 - Poland (Europe Region)
 - Jamaica (Western Hemisphere Region)
 - Relay race information

Gathering Activity

As the girls arrive, give each girl a fact sheet about one of the WAGGGS countries. Have them prepare to share this information with the rest of the group during horseshoe so that everyone ends up learning about a total of five countries. If possible, have them find the country on a world map or globe and determine which WAGGGS region the country is in. If you are interested, more information can be found at www.wagggsworld.org, including information on other countries.

Pathfinder Opening

Use your regular Pathfinder opening to get the girls into horseshoe formation. Once there, have the girls share the information they learned about the WAGGGS countries and discuss the similarities and differences. Discuss if the girls feel it is necessary to have a world organization for Girl Guides. How do they think it benefits girls and women around the world, if at all?

WAGGGS and CWFF

Have the girls discuss what the CWFF is and how it relates to the work that WAGGGS does. Have the girls come up with a fundraiser for a CWFF project that interests them. More information can be found on girlguides.ca and waggs.org.




World Centre Relay Race

Have the attached labels and pictures at one end of the room, with a full set for each team. Have the girls race across to collect the pieces. Once they have them all, they need to match up the name of the World Centre with the picture of the World Centre and the name of the country in which it is located. First team to finish correctly wins!

After the Relay Race, talk about the World Centres. If possible, check out the websites for them to find out more about them and the programming they offer. If any of your leaders have been to a World Centre, have them share their experiences, or invite someone in to come and share. Perhaps there is interest to plan a trip to a World Centre!

Pathfinder Closing

Use your regular Pathfinder Closing.

<p>Pax Lodge</p>	 A photograph of a large, white, two-story building with a dark roof. The building has several windows and a balcony. In front of the building, there is a paved path leading to the entrance. To the right of the path, there is a large, flowering tree with pink blossoms. The sky is blue with some clouds.
<p>United Kingdom</p>	
<p>Sangam</p>	 A photograph of a modern, multi-story building with a white facade and prominent red brick pillars. The building has several arched windows and a central entrance. The building is surrounded by lush greenery, including palm trees and other tropical plants. A paved road or driveway is visible in the foreground.
<p>India</p>	
<p>Our Cabana</p>	 A photograph of a small, single-story building with a red-tiled roof. The building has a blue trim around the windows and doors. In front of the building, there is a small garden area with several potted plants. The building is surrounded by greenery and trees.
<p>Mexico</p>	

<p>Our Chalet</p>	
<p>Switzerland</p>	
<p>Kusafiri</p>	
<p>Africa</p>	