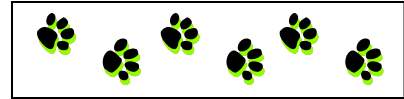


Gathering Activity:

Have the girls in their circle corners fill out the “Who I would be “ paper that is with this meeting. They should draw which character they would be from a favorite book or television show.


Opening

After you do your opening have a small chat about acting and imagination. You could have the girls show which character they would be from the gathering activity.


**Group Animal Charades**

You can print off the game sheet. The girls will be placed in teams of 5 girls or so, you could leave them in their circle groups. Each team sends one player to Guider in the middle of the room who has a list of the animals, the Guider gives the girl the first animal. She then runs back to her group and starts to act it out, once one for the team members says it a different girl goes to the guider to get the next animal on the list. This continues until all the animals on the list have been guessed.

If it is necessary the team may say pass and then the Guider will give that word again at the end.

**Magic Pencil Game**

The group sits in a circle and the leader brings out the magic pencil. She then says “this is not a pencil it is a”. Then she proceeds to use the pencil as another object and the group guesses. Then the next person in the group does the same and uses the pencil as a new object. Continue playing until everyone has had a turn.

**Imagination Dance ribbons**

To make your own ribbons you will need:

1. Shower curtain rings
2. Ribbon, tulle, or caution tape cut into 40-60 inch long strips.
3. Tie and knot 2-3 ribbons to each shower curtain ring. They will hang down doubled so you will have 4-6 ends hanging off the ring.

To play with the ribbons have the girls run around swaying the ribbons. Then have them move in different ways, a small wind, A blizzard has come, you're under water.... You could also play different pieces of music and have them move to the rhythm of the music.

Finger Print Art

Have the girls make finger prints by putting their thumb prints in paint. Then they can turn their finger prints into animals, people or monsters. Their imagination can turn them into anything.

Lemonade

This game is a charades-based game where players act out occupations. There are two sides (teams). It doesn't matter how many are on each side as long as teams are roughly even. Mark a center line dividing the two teams and end zones, or "base" for each team to define the playing area. Each side gets in a "huddle" at their "home base" to decide what occupation they will act out and whichever side is ready first begins.

That "team" yells loudly (while walking towards center line) "Where are you from?"
The other team answers (while walking forward), [insert place here] Ex. "China!"

The first team yells, "What's your trade?"
The second team answers, "Lemonade!"

The first team yells, "Show us some !!"
The other team starts acting out its occupation (such as painters, auto mechanic, etc...)

When the other team guesses correctly, the "acting" team has to run back to its "home base" without any member being tagged by the other team.

If members of the acting team are caught before they reach their base, they join the other team for another round of acting.

Songs:

These are two songs that will get the girls using their body.

Auntie Monica

(source: "Musical Fun With The Brownie Pack", Girl Guides Association, 1986; also in "Jubilee Songbook", Girl Guides of Canada, 1971.)

Oh I have an auntie, an Auntie Monica
And when she goes shopping they all say "Ooh-la la!"
Because her feathers swinging, her feather's swinging so
Because her feathers swinging, her feather's swinging so

Oh I have an auntie, an Auntie Monica
And when she goes shopping they all say "Ooh-la la!"
Because her hat is swinging, her hat is swinging so,
Because her hat is swinging, her hat is swinging so,
Because her feathers swinging, her feather's swinging so
Because her feathers swinging, her feather's swinging so

Other Verses:

Because her muff is swinging, her muff is swinging so...
Because her skirts are swinging, her skirts are swinging so...
Because my aunt is swinging, my aunt is swinging so...

Actions:

feather swinging: wave hand back and forth above head
hat swinging: using both hands, swing an invisible wide-brimmed hat
muff swinging: hands together in front of you, swing arms
skirt swinging: sway invisible skirts around your legs
aunt swinging: swing your whole body!

A Ram Sam Sam

(source: "Girl Guide Songbook, Vol. 1", Girl Guides Association, 1984.)

A ram sam sam, a ram sam sam
Gooli gooli gooli gooli gooli ram sam sam
A ram sam sam, a ram sam sam
Gooli gooli gooli gooli gooli ram sam sam

A rafi a rafi
Gooli gooli gooli gooli gooli ram sam sam
A rafi a rafi
gooli gooli gooli gooli gooli ram sam sam


Actions:

Ram sam sam: prop yourself up and bounce your backside on the floor three times
Gooli gooli...: drum your feet on the floor
A rafi: wave arms in the air

Repeat the song a number of times, getting faster and faster. Or alternatively, the song can be sung in a four-part round!

Closing:

Who I would be.....Imagine you are a charcter in your favorite book or television show. Draw what your character would look like.



<p>Animal Group Charades</p> <ol style="list-style-type: none">1.Crocodile2.Monkey3.Elephant4.Lion5.Snake6.Seal7.Bear8.Fish9.Chicken10.Kangaroo	<p>Animal Group Charades</p> <ol style="list-style-type: none">1.Crocodile2.Monkey3.Elephant4.Lion5.Snake6.Seal7.Bear8.Fish9.Chicken10.Kangaroo
<p>Animal Group Charades</p> <ol style="list-style-type: none">1.Crocodile2.Monkey3.Elephant4.Lion5.Snake6.Seal7.Bear8.Fish9.Chicken10.Kangaroo	<p>Animal Group Charades</p> <ol style="list-style-type: none">1.Crocodile2.Monkey3.Elephant4.Lion5.Snake6.Seal7.Bear8.Fish9.Chicken10.Kangaroo