
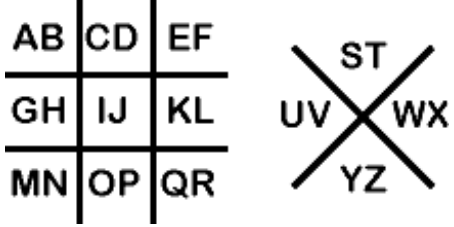



Activity	Description	Program
Opening		
Game	<p>We use codes everyday and don't even think about it. Here is a game that shows us how we really do use codes.</p> <p>Text and Email Codes</p> <p>Print off the cards below. Put the girls into teams and have them figure out as many as they can. You could do it like jepordy and have teams buzz in to see who knows it fastest. Whatever the girls think would be fun.</p> <p>The cards and answers are below this meeting.</p>	special secret agent #6
Game	<p>To be a special agent it is best to be good a puzzles. It gets your brain warmed up and working.</p> <p>Word Circles</p> <p>You'll need: word circle pieces</p> <p>Handout a word Circle set to a small group of 4-7 people. The teams can begin to form the words in a circle and match them up in the correct order. Once the team figures it out they are done. You may want to print each word circle onto a different color of paper and laminate the cards so you can use for years to come. You will find the word circles at the end of this meeting.</p>	
Game	<p>Here is a game that involves a maze and teamwork.</p> <p>Maze</p> <p>Ahead of time place a series of 20 spots on the floor. With carpet tiles or construction paper taped down. (you can see sample at the end of the this meeting plan).</p> <p>Start the group at one end of the spots in the top row and they will finish with one of the spots in the final row.</p> <p>Tell the girls that the path will not run in a straight line, may turn in any direction and will never cross itself or use any spot twice. The path will not change during each round.</p> <p>Tell the team only one person is allowed to be in the maze at a time. The team may choose to get several people to navigate the maze but only one at a time.</p> <p>Everytime a spot is stepped on with both feet you will give a thumbs</p>	Secret Agent 007 #7

	<p>up (for correct) or down (for incorrect).</p> <p>Tally the number of errors challenging the group to navigate the maze with as few errors as possible.</p> <p>Have the girls pick the new path for other girls to figure out. As a harder challenge have them complete as a team in silence.</p>	
Activity	<p>Fingerprints!</p> <p>Read #1 and do it. The instructions are very clear. Have the girls look up on a lap top the different the different kinds f prints, loops, hooks...etc. Have them compare and see what type of print they have.</p>	Secret Agent 007 #1
Activity	<p>Pig Pen Codes</p> <p>You'll need: paper, pencil, pig pen code template</p> <div style="text-align: center;">  </div> <p>Draw two grids – one like a tic-tac-toe board, and one X. Fill in your letters as shown. Each letter is represented by the lines around it, and the second letter in each space also gets a dot. For example, “A” looks like a backwards L, and B looks the same but with a dot added.</p> <div style="text-align: center;">  </div> <p>Example: Answer: Listen to the wind Why is it called the ‘pig pen’ cipher? Rumour has it the cipher is so named because many of the shapes in the cipher text look like ‘pig pens’ with lines representing the sides of the pen and dots representing pigs.</p> <p>Using the pig pen template above have the girls each draw up a message and trade with another girl to solve the message.</p>	Secret agent #7
Closing		

Book a tour with your local police department or have them come in to talk about how they solve crimes to finish off this badge.

Text and Email Code Game Cards

2MORO	2NITE
BRB	BTW
B4N	BCNU
BFF	CYA
DBEYR	FWIW
GR8	ILY
IMHO	ISO

JK	L8R
LOL	NP
NUB	POV
OMG	OT
SITD	STBY
SWAK	RBTI
TYVM	WYWH

Text Answers

2MORO- tomorrow

2NITE- tonight

BRB- be right back

BTW- be right back

B4N- by for now

BCNU- be seeing you

BFF- best friends forever

CYA- see ya

DBEYR- don't believe everything you read

FWIW- for what it's worth

GR8- great

ILY- I love you

IMHO- in my humble opinion

ISO- in search of

JK- just kidding

L8R- later

LOL- laughing out loud

NP- no problem

NUB- newbie

POV- point of view

OT- off topic

RBTI- read between the lines

SITD- still in the dark

STBY- sucks to be you

SWAK- sealed with a kiss

TYVM- thank you very much

WYWH- wish you were here

Word Circle 1

DREAM	TEAM
GAME	DAY

Word Circle 2

LIGHT	HOUSE
HOLD	FAST
BALL	GAME
DAY	

Word Circle 3

DRY	ICE
CREAM	SODA
POP	CORN
DOG	BED
ROCK	BAND
SAW	HORSE
BACK	BONE

Word Circle 4

BACK	SIDE
KICK	BALL
BOY	FRIEND
SHIP	SHAPE
UP	HOLD

Solutions!

Word Circle 1: Dream- Team- Game- Day

Word Circle 2: Light- House- Hold- Fast- Ball- Game- Day

Word Circle 3: Dry- Ice- Cream- Soda- Pop- Corn- Dog- Bed- Rock- Band- Saw- Horse- Back- Bone

Word Circle 4: Back- Side- Kick- Ball- Boy- Friend- Ship- Shape- Up- Hold

Maze Sample

