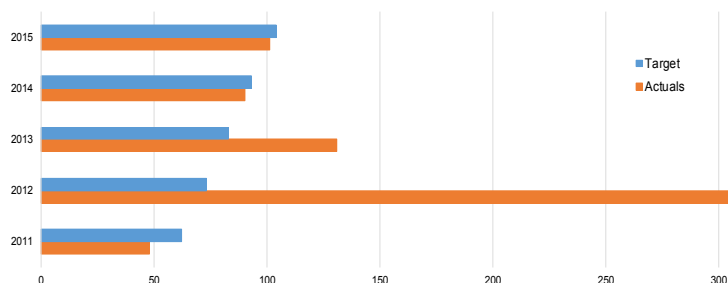


# CAMP PROPERTY DATA

BENCHMARKS: Carruthers

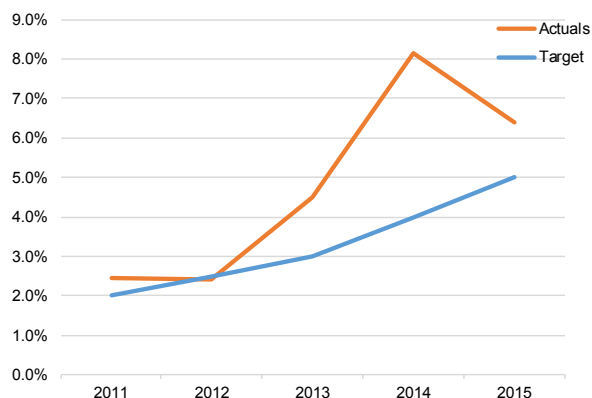
## NUMBER OF DAYS USED



	2011	2012	2013	2014	2015
<b>Target</b>	62	73	83	93	104
<b>Actuals</b>	48	327	131	90	101
<b>Met</b>	✗	✓	✓	✗	✗

**Intent of the Benchmark:** Properties are being used on a regular basis to deliver the Guiding program.

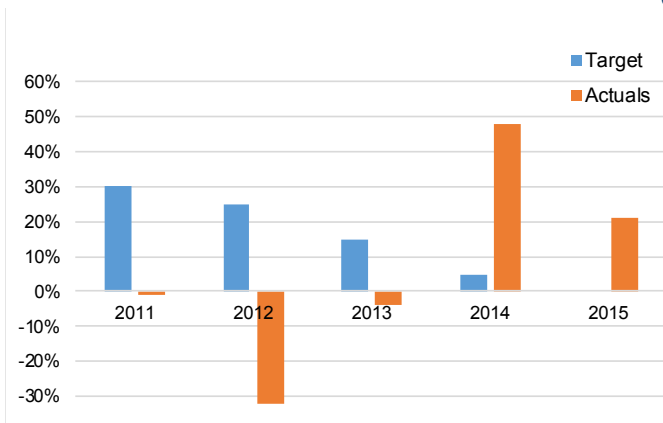
## PERCENTAGE OF GIRL MEMBERSHIP



	2011	2012	2013	2014	2015
<b>Target</b>	2%	2.5%	3%	4%	5%
<b>Actuals</b>	2.5%	2.4%	4.5%	8.2%	6.4%
<b>Met</b>	✓		✓	✓	✓

**Intent of the Benchmark:** That properties primary focus is to attract and deliver camping opportunities for the girl members of the organization.

## Overall Deficit Reduction Targets



	2011	2012	2013	2014	2015
<b>Target</b>	30%	25%	15%	5%	0%
<b>Actuals</b>	-1%	-32%	-4%	48%	21%
<b>Met</b>	✓	✓	✓	✗	✗

Does not include depreciation.

**Intent of the Benchmark:** That users of the property are financially sustaining the operations of that property.

	2015 Actual	2014 Actual	2013 Actual	2012 Actual	2011 Actual
<b>Actuals</b>	(5,638)	(11,577)	(3,068)	4,023	(762)

Includes depreciation.