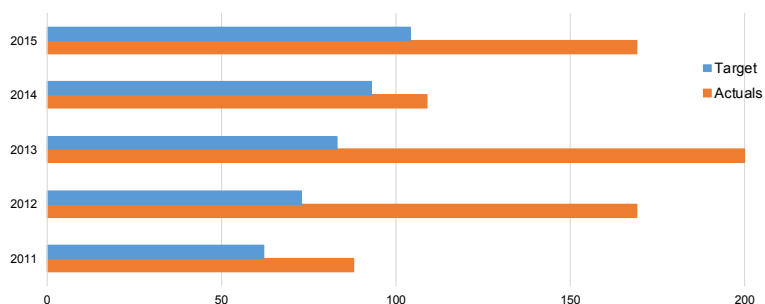


CAMP PROPERTY DATA

BENCHMARKS: Doe Lake

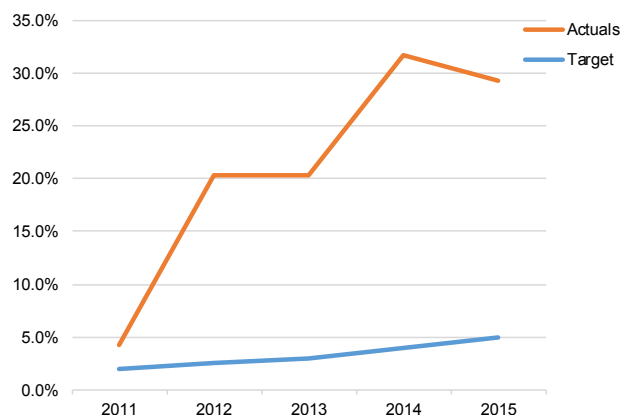
NUMBER OF DAYS USED



	2011	2012	2013	2014	2015
Target	62	73	83	93	104
Actuals	88	169	200	109	169
Met	✓	✓	✓	✓	✓

Intent of the Benchmark: Properties are being used on a regular basis to deliver the Guiding program.

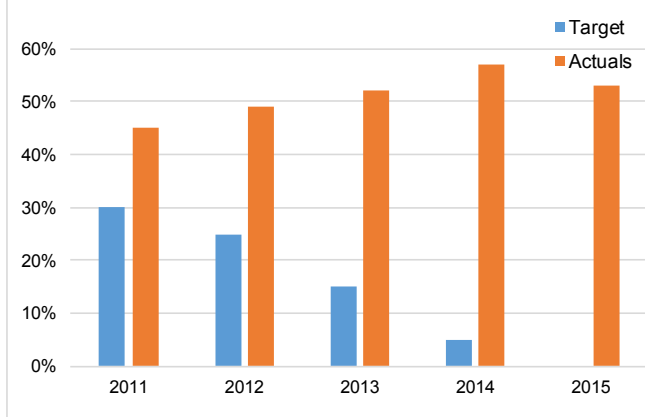
PERCENTAGE OF GIRL MEMBERSHIP



	2011	2012	2013	2014	2015
Target	2%	2.5%	3%	4%	5%
Actuals	4.2%	20.4%	20.3%	31.7%	29.2%
Met	✓	✓	✓	✓	✓

Intent of the Benchmark: That properties primary focus is to attract and deliver camping opportunities for the girl members of the organization.

Overall Deficit Reduction Targets



	2011	2012	2013	2014	2015
Target	30%	25%	15%	5%	0%
Actuals	45%	49%	52%	57%	53%
Met	✗	✗	✗	✗	✗

Does not include depreciation.

Intent of the Benchmark: That users of the property are financially sustaining the operations of that property.

	2015 Actual	2014 Actual	2013 Actual	2012 Actual	2011 Actual
Actuals	(218,448)	(216,288)	(201,502)	(187,204)	(205,934)

Includes depreciation.