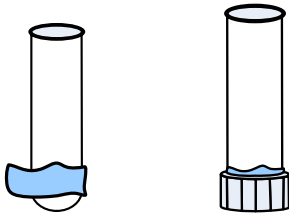
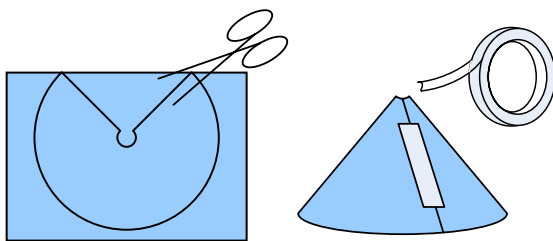


Miniature Erupting Volcano

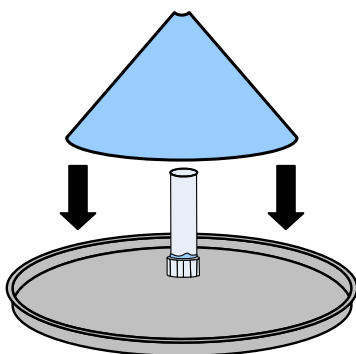
- 1.** Wrap a small piece of modelling clay around the bottom of a test tube. Put the test tube lid over the clay. Your test tube should stand up by itself.



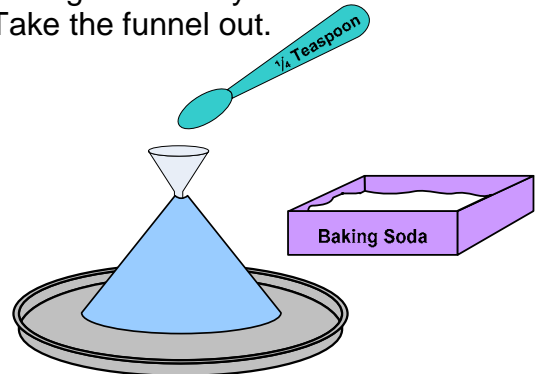
- 2.** Trace the pattern onto construction paper and cut it out. Bend your paper into a cone and tape the edges together.



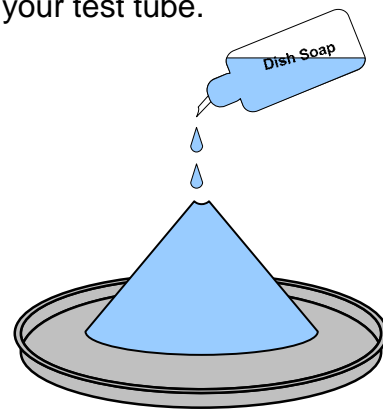
- 3.** Place the paper cone over the test tube. Set your volcano into one of the metal pans.



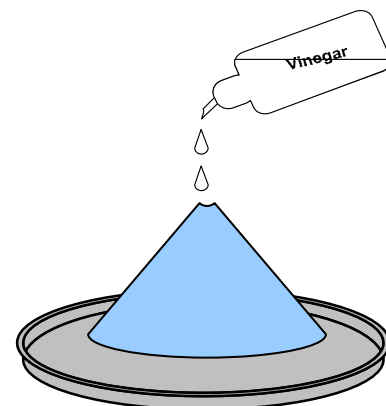
- 4.** Using the funnel, put one spoonful of baking soda into your test tube. Take the funnel out.



- 5.** Squeeze 2 or 3 drops of dish soap into your test tube.



- 6.** Carefully squeeze one squirt of red-coloured vinegar into your test tube. Don't get it on your clothes!



- 7.** Watch your volcano erupt!