

Meeting-in-a-Box: Cookies!

This meeting is aimed at **Sparks** and **Brownies** and covers most of the **Cookies Rising** requirements. There are enough elements for about **2 hours** worth of activities. You can use it to cover more than one meeting or pick and choose your preferred activities.

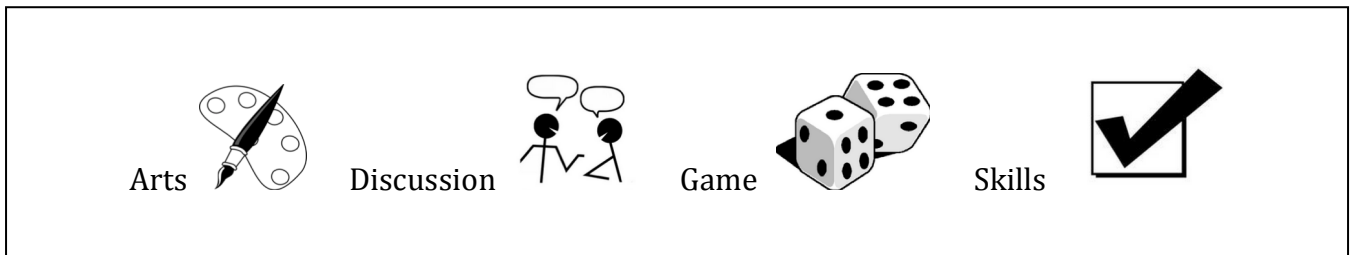


Table of Contents

Supplies	2
Activity 1: Intro	2
Activity 2: Cookie Do's and Don'ts	2
Activity 3: Cookie Songs	3
Activity 4: Cookie Poster	3
Activity 5: Cookie Story	3
Activity 6: Cookie Selling	4
Program work completed	4
Appendix 1: Do's and Don'ts	5
Appendix 2: Cookie Songs	6
Appendix 3: Cookie Story	7

Supplies

- A printed copy of appendices 1, 2 and 3
- Markers
- Large pieces of paper/poster board
- Old magazines/collage pictures (optional)
- Glue (optional)
- Scissors (optional)

Activity 1: Intro




(10 minutes)

Start by asking questions:

- Have you ever sold cookies before?
- What's your best selling technique?
- What do you like most about cookie selling?
- What do you like least?
- Do you know where the money from cookie selling goes?

Activity 2: Cookie Do's and Don'ts



(15 minutes)

Have all of your girls come to the middle of the room. Identify one end of the room as the “do” side and one end as the “don’t” side. Let the girls know that you are going to read out some statements and that they will have to run to one end of the room to indicate whether it is something that they should or shouldn't do while selling cookies.

If there is disagreement about one of the statements, take the time to discuss the situation.

The statements can be found in Appendix 1.



Activity 3: Cookie Songs

(15-30 minutes)

Learn some of the cookie songs from Appendix 2. Consider filming your girls singing one and sending it to cookies.biscuits@guidesquebec.ca. If time permits, have the girls come up with their own song about cookies.




Activity 4: Cookie Poster

(25 minutes)

Have a quick discussion about how Girl Guide cookie selling makes it possible to do all kinds of fun activities every week. Remind the girls that the funds help purchase craft supplies and material for activities and subsidize camps and outings.

Using a long sheet of butcher paper or poster boards, have the girls make a mural or collage about their favourite parts of Guiding. Write “When you buy Girl Guide cookies, you are making all of this possible...” or something similar as a title.



Activity 5: Cookie Story

(15 minutes)

Read the story from Appendix 3 aloud. Before you begin, list off the following words with their actions. You can choose to give each girl (or small group of girls) a particular word/action or have the whole group do all of the actions. Every time girls hear the action words in the story, they must do the corresponding action.

Cookie: Pretend to eat a Girl Guide cookie and say “yum!”

Girl Guide: Make the Guiding hand sign and say “I Promise”

Canada: Call out “Oh Canada!”

Sale/Sold/Selling: Say: “Thank you!”

Activity 6: Cookie Selling

(10 minutes)



Have a quick discussion with the girls about how many cases of cookies the unit is aiming to sell. Let them know how many cases they will each be taking home and see if anyone has any suggestions about ways to sell cookies. Talk about taking a case with you when you walk your dog, selling to teachers, family members and friends, going door to door, etc.

Hand out a cookie thermometer to each girl and show them how to fill it out. As each girl sells a box, she can colour in part of the thermometer to track her progress. Consider making a giant thermometer for your unit that you can colour in every week.

Program work completed

Activity	Spark Program Work Completed	Brownie Program Work Completed
Intro		Cookies Rising: Initiative
Cookie Do's and Don'ts	In My Community: Be a Safe Cookie Seller Cookies Rising: Customer Base, GGC Ambassador, Etiquette, Safety	Key to I Can: 8 c Cookies Rising: GGC Etiquette Key to I Can: Cookies, Yum!
Cookie Songs	Brownies and Beyond: Additional Activities	Key to Camping: Sing and Shout Key to the Arts: Share Your Talent for Music
Cookie Poster	Being a Spark: Additional Activity Cookies Rising: Creativity	Key to Me: 3 a,b Key to I Can: 8 a Key to the Arts: Best of Brownies Cookies Rising: Creativity
Cookie Story	Cookies Rising: Customer Base	Cookies Rising: History of Girl Guide Cookies
Cookie Selling	Being a Spark: Additional Activity	Key to I Can: 8 a,b Cookies Rising: Initiative, Goal Setting

Meeting created by Elizabeth Knowles from the 1st Milton Park Guides and the 33rd Montreal Pathfinders in September 2015

Appendix 1: Do's and Don'ts

1. Go door to door selling cookies by yourself
2. Wear your uniform when you are selling cookies
3. Thank people who bought cookies from you
4. Take a snack break to eat some of your cookies while you are selling them
5. Ask buyers whether they want to buy more than one box
6. Ask family members and friends if they want to buy cookies
7. Give customers the right change
8. Accept donations
9. Thank people for their time even if they didn't buy your cookies
10. Get angry if people don't want to buy your cookies
11. Have a smile on your face when you are cookie selling
12. Bring your cookie money back to the unit once you are done selling cookies
13. Be polite while selling cookies
14. Do your best while selling cookies
15. Sell cookies with a parent, guardian or leader

Appendix 2: Cookie Songs

Itsy Bitsy Girl Guide

(Tune= Itsy Bitsy Spider)

The itsy bitsy Girl Guide
Went walking down the street.
Out came the customers to say "I'll buy a
treat!"
Up spoke the Girl Guide - "They are Five
Dollars each"
And the itsy bitsy Girl Guide skipped
happily down the street.

It's Cookie Time

(Tune=O Christmas Tree)

It's cookie time
And I've got mine,
I know where you can get some.
They taste so good,
You really should ---
Fill up your little tum-tum!
And when you do,
you'll feel the pride
That we instil in every Guide.
It's cookie time
And I've got mine,

Girl Guide Cookie

(Tune = Three Blind Mice)

Girl Guide Cookies,
Girl Guide Cookies,
Buy Some now,
Buy Some now.
We've got some Cookies,
They're 5 bucks each,
They travel quite well,
Even out to the beach!
Remember the Girl Guides
We're trying to teach To be a friend!

Mary Had Some Girl Guide Cookies

(Tune = Mary Had a Little Lamb)

Mary had some Girl Guide cookies,
Chocolate ones, vanilla ones.
Mary had some Girl Guide cookies, Please
buy lots- yum, tum.

I Like Vanilla

(Tune = I like Flowers)

I Like Vanilla
I love the chocolate mint.
I like to dunk them
In a glass of ice-cold milk.
I'll eat the whole box,
When all the lights are down
Boom-de-a-da, boom-de-a-da,
Boom-de-a-da, boom-de-a-da,



Appendix 3: Cookie Story

Girl Guide cookies were first sold in Regina, Saskatchewan in 1927. They became Girl Guide's official fundraising method two years later. Past flavours have included vanilla crème, maple cream and shortbread, but these days Girl Guides sell chocolate and vanilla and Chocolatey mint cookies. In 1992, Canadian astronaut and former Girl Guide Roberta Bondar took a box of Girl Guide cookies up into space. Money from the sale of Girl Guide cookies makes it possible for members to participate in dynamic and fun, girl-centered programming that give girls the chance to discover new interests, learn valuable leadership skills and make lasting friendships. Every year, over 5 million boxes are sold across Canada. Selling cookies helps girls and young women learn valuable skills such as: teamwork, self-confidence, planning and goal setting, responsibility, community involvement, safety awareness, courtesy, problem solving and decision making.



My Cookie Selling Tracking Chart

